







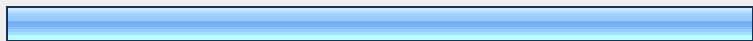



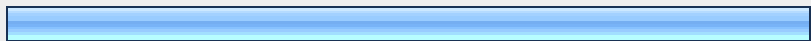











Did you know that as a graduate of Our Lady of Holy Cross College, you are a member of the Alumni Association?			
		Response Percent	Response Count
Yes		88.7%	157
No		11.3%	20
<i>answered question</i>			177
<i>skipped question</i>			12

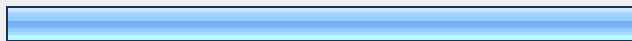



What was your year of graduation and major area of study from Our Lady of Holy Cross College?		
		Response Count
		189
<i>answered question</i>		189
<i>skipped question</i>		0

What is the highest degree you now hold?			
		Response Percent	Response Count
Associate or other two-year degree		0.0%	0
Bachelor's or other four-year degree		64.7%	121
Master's or other five-year degree		24.6%	46
Specialist or other six-year degree		1.1%	2
Professional (MD, JD, etc.)		0.5%	1
Doctorate (Ph.D., Ed.D., etc.)		3.7%	7
Other (please specify)		5.4%	10
<i>answered question</i>			187
<i>skipped question</i>			2










What is your gender?				
			Response Percent	Response Count
Female			81.0%	153
Male			19.1%	36
			<i>answered question</i>	189
			<i>skipped question</i>	0







What is your racial/ethnic group?				
			Response Percent	Response Count
African American or Black			5.8%	11
Native American (Indian, Alaskan, Hawaiian)			1.1%	2
Caucasian or White			86.2%	163
Mexican American, Mexican Origin			1.1%	2
Asian American, Oriental, Pacific Islander			0.5%	1
Puerto Rican, Cuban, Other Latino or Hispanic			2.7%	5
I prefer not to respond.			1.6%	3
Other (please specify)			1.1%	2
			<i>answered question</i>	189
			<i>skipped question</i>	0

Indicate your rating of Our Lady of Holy Cross College at the time you applied for admission.			Response Percent	Response Count
It was my first choice.			76.1%	134
It was my second choice.			18.8%	33
It was my third choice.			4.6%	8
It was my fourth or lower choice.			0.6%	1
			answered question	176
			skipped question	13





If you could start college over, would you choose to attend Our Lady of Holy Cross College?			Response Percent	Response Count
Definitely Yes			67.1%	118
Probably Yes			22.2%	39
Uncertain			6.3%	11
Probably No			4.6%	8
Definitely No			0.0%	0
			answered question	176
			skipped question	13

Do you think Our Lady of Holy Cross College has had an impact in the community? Why or why not?		Response Count
		103
		answered question
		103
		skipped question
		86

Which one of the following best describes your primary work status at this time?				
			Response Percent	Response Count
Employed full time		72.2%	127	
Caring for my family/home full time		3.4%	6	
Serving in the military		0.6%	1	
Employed part time		5.7%	10	
Continuing my education part time and employed		3.4%	6	
Continuing my education part time		0.0%	0	
Continuing my education full time		2.3%	4	
Unemployed, seeking employment		2.3%	4	
Unemployed, not seeking employment		0.6%	1	
Other (please specify)		9.7%	17	
			<i>answered question</i>	176
			<i>skipped question</i>	13



What is the highest lifetime, educational goal you now have?				
			Response Percent	Response Count
Associate or other two-year degree		0.0%	0	
Bachelor's or other four-year degree		22.2%	39	
Master's or other five-year degree		42.6%	75	
Specialist or other six-year degree		4.0%	7	
Professional (MD, JD, etc.)		5.7%	10	
Doctorate (PhD, EdD, etc.)		15.3%	27	
Other (please specify)		10.2%	18	
			<i>answered question</i>	176
			<i>skipped question</i>	13

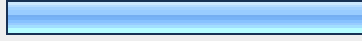




In what field/major is your current job?		
		Response Count
		176
		answered question 176
		skipped question 13






How closely related is your current job to the major/field in which you received your most recent degree/certificate/diploma?			
		Response Percent	Response Count
Highly related		61.4%	108
Moderately related		19.9%	35
Slightly related		8.0%	14
Not at all related		10.8%	19
		answered question	176
		skipped question	13

For the most recent year, what was the annual income/salary of your current job?			
		Response Percent	Response Count
\$14,999 or less		8.1%	13
\$15,000 - \$19,999		4.4%	7
\$20,000 - \$24,999		6.3%	10
\$25,000 - \$29,999		8.8%	14
\$30,000 - \$39,999		26.9%	43
\$40,000 - \$49,999		13.1%	21
\$50,000 - \$59,999		11.9%	19
\$60,000 - \$69,999		7.5%	12
\$70,000 or more		13.1%	21
		answered question	160
		skipped question	29

How well do you feel your education at Our Lady of Holy Cross College generally helped you attain each of the following purposes?						
	Very well	Adequately	Very poorly	Not at all	Rating Average	Response Count
To enhance my general intellectual and social development	76.1% (134)	22.7% (40)	0.6% (1)	0.6% (1)	1.26	176
To prepare myself for employment	66.5% (117)	30.1% (53)	1.7% (3)	1.7% (3)	1.39	176
To gain more knowledge in particular areas that are of interest to me	72.2% (127)	24.4% (43)	2.8% (5)	0.6% (1)	1.32	176
To prepare for admission to a professional school	67.0% (118)	24.4% (43)	4.0% (7)	4.5% (8)	1.46	176
<i>answered question</i>						176
<i>skipped question</i>						13










Would you recommend Our Lady of Holy Cross College to a friend who is thinking about enrolling in a college to pursue a program similar to the one you completed?			
		Response Percent	Response Count
Yes		96.0%	169
No		4.0%	7
<i>answered question</i>			176
<i>skipped question</i>			13







How does the quality of education provided by Our Lady of Holy Cross College compare with that of other colleges?			
		Response Percent	Response Count
Much better		38.6%	68
Better		39.8%	70
Same		10.2%	18
Worse		0.6%	1
Do not know		10.8%	19
<i>answered question</i>			176
<i>skipped question</i>			13

Regardless of the financial benefits, has your Our Lady of Holy Cross College education improved your quality of life?			Response Percent	Response Count
Definitely Yes			71.6%	126
Probably Yes			22.7%	40
Uncertain			2.8%	5
Probably No			1.7%	3
Definitely No			1.1%	2
			<i>answered question</i>	176
			<i>skipped question</i>	13




OPTIONAL - Please enter your name and current home mailing address, telephone number, and e-mail address.		Response Count
		95
		<i>answered question</i>
		95
		<i>skipped question</i>
		94

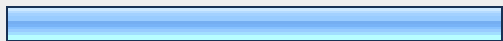
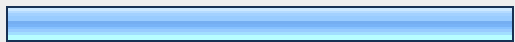
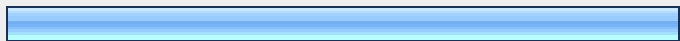
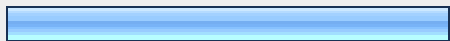


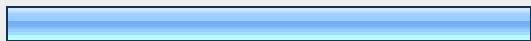


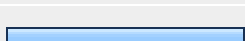
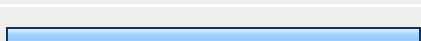

OPTIONAL - Please enter the name of your current employer, business address and telephone number, and business e-mail address.		Response Count
		76
		<i>answered question</i>
		76
		<i>skipped question</i>
		113

Have you attended any of the following events in the past two years?			Response Percent	Response Count
Alumni Awards Extravaganza			33.3%	28
Crawfish Boil			75.0%	63
Christmas Party/Dance			38.1%	32
Golf Tournament			32.1%	27
Wine Tasting			42.9%	36
Social at Superior Grill/Bulldog			39.3%	33
Thanksgiving Prayer Breakfast			31.0%	26
Spes Unica Dinner			14.3%	12
Other (please specify)			22.6%	19
			answered question	84
			skipped question	105

If you have not attended an Our Lady of Holy Cross College event in the past two years, why? (Please check all that may apply. If you have attended an OLHCC event, please skip this question.)			Response Percent	Response Count
Not informed of any events			5.1%	5
Not interested			9.2%	9
Distance			35.7%	35
No longer in contact with OLHCC Friends			20.4%	20
Availability of Time			44.9%	44
Other (please specify)			13.3%	13
			answered question	98
			skipped question	91

What recommendations do you have for future OLHCC alumni events?		
		Response Count
		40
<i>answered question</i>		40
<i>skipped question</i>		149

Would you like to participate in a committee of the OLHCC alumni? (Choose as many as you like.)			
		Response Percent	Response Count
Recruitment and Participation		52.4%	22
Event Planning		57.1%	24
Strategic Planning		50.0%	21
<i>answered question</i>			42
<i>skipped question</i>			147

Have you seen/heard OLHCC in the media? If so, where? (Please select all that may apply.)			
		Response Percent	Response Count
Television Commercials		53.2%	84
Radio Commercials		54.4%	86
Billboards		72.8%	115
Bus Shelters		47.5%	75
Mall Advertising		28.5%	45
Newspaper Advertising		36.1%	57
OLHCC Web Site		57.0%	90
Other Web Sites		3.2%	5
"In the news" (News Stories, non-paid advertising)		31.7%	50
Standard Mail		26.0%	41
Email		44.3%	70
Other (please specify)		5.7%	9
<i>answered question</i>			158

	<i>skipped question</i>	31
--	-------------------------	-----------

We are redesigning the OLHCC web site. What suggestions do you have for the redesign, especially for the Alumni section?		
		Response Count
		45
	<i>answered question</i>	45
	<i>skipped question</i>	144

What comments or suggestions concerning Our Lady of Holy Cross College do you have as OLHCC moves into the future? Thank you.		
		Response Count
		48
	<i>answered question</i>	48
	<i>skipped question</i>	141