











# Alumni Survey II - Our Lady of Holy Cross College

1. Do you feel connected with Our Lady of Holy Cross College?			Response Percent	Response Count
Yes			81.6%	235
No			18.4%	53
			<b>answered question</b>	<b>288</b>
			<b>skipped question</b>	<b>0</b>






2. How do you view the communication from Our Lady of Holy Cross College?			Response Percent	Response Count
Poor			3.8%	11
Fair			4.5%	13
Average			18.1%	52
<b>Good</b>			<b>38.9%</b>	112
Excellent			34.7%	100
			<b>answered question</b>	<b>288</b>
			<b>skipped question</b>	<b>0</b>

3. Do you feel like Our Lady of Holy Cross College is going in the right direction?			Response Percent	Response Count
Yes			70.1%	202
No			5.6%	16
Unsure			24.3%	70
			<b>answered question</b>	<b>288</b>
			<b>skipped question</b>	<b>0</b>






4. What is your gender?			
		Response Percent	Response Count
Female		76.4%	220
Male		23.6%	68
<b>answered question</b>			<b>288</b>
<b>skipped question</b>			<b>0</b>




5. What is your racial/ethnic group?			
		Response Percent	Response Count
African American or Black		10.8%	31
Native American (Indian, Alaskan, Hawaiian)		1.0%	3
<b>Caucasian or White</b>		<b>81.9%</b>	<b>236</b>
Mexican American, Mexican Origin		1.4%	4
Asian American, Oriental, Pacific Islander		1.0%	3
Puerto Rican, Cuban, Other Latino or Hispanic		1.7%	5
I prefer not to respond.		1.7%	5
Other (please specify)		0.3%	1
<b>answered question</b>			<b>288</b>
<b>skipped question</b>			<b>0</b>










6. How would you rate the personal attention you received from the faculty at Our Lady of Holy Cross College?

		Response Percent	Response Count
Poor		1.8%	5
Fair		3.3%	9
Average		7.3%	20
Good		29.3%	80
<b>Excellent</b>		<b>58.2%</b>	<b>159</b>
		<b>answered question</b>	<b>273</b>
		<b>skipped question</b>	<b>15</b>






7. If you could start college over, would you choose to the same major?

		Response Percent	Response Count
<b>Definitely Yes</b>		<b>40.3%</b>	<b>110</b>
Probably Yes		32.6%	89
Uncertain		9.9%	27
Probably No		11.7%	32
Definitely No		5.5%	15
		<b>answered question</b>	<b>273</b>
		<b>skipped question</b>	<b>15</b>






8. How long did it take you to get your first job after you graduated from Our Lady of Holy Cross College?			
		Response Percent	Response Count
Less than 6 months		84.2%	224
More than 6 months but less than one year		7.5%	20
More than one year		8.3%	22
		<b>answered question</b>	<b>266</b>
		<b>skipped question</b>	<b>22</b>



9. Which one of the following best describes your primary work status at this time?			
		Response Percent	Response Count
Employed full time		71.8%	196
Caring for my family/home full time		2.6%	7
Serving in the military		0.0%	0
Employed part time		3.3%	9
Continuing my education part time and employed		5.9%	16
Continuing my education part time		0.4%	1
Continuing my education full time		2.6%	7
Unemployed, seeking employment		2.6%	7
Unemployed, not seeking employment		1.5%	4
Other (please specify)		9.5%	26
		<b>answered question</b>	<b>273</b>
		<b>skipped question</b>	<b>15</b>










**10. How many different jobs have you held since you graduated from Our Lady of Holy Cross College?**





		Response Percent	Response Count
One		38.5%	105
Two		23.1%	63
Three		15.8%	43
More than three		15.4%	42
Other (please specify)		7.3%	20
		<b>answered question</b>	<b>273</b>
		<b>skipped question</b>	<b>15</b>

**11. How often do you visit the Our Lady of Holy Cross College website?**

		Response Percent	Response Count
Never		18.3%	50
<b>Annually</b>		<b>29.3%</b>	80
Monthly		28.9%	79
Weekly		13.6%	37
Daily		9.9%	27
		<b>answered question</b>	<b>273</b>
		<b>skipped question</b>	<b>15</b>

12. Have you had any involvement with Our Lady of Holy Cross College since you graduated?				
			Response Percent	Response Count
Yes			64.1%	175
No			35.9%	98
Other (please specify)				15
			<b>answered question</b>	<b>273</b>
			<b>skipped question</b>	<b>15</b>

13. For the most recent year, what was the annual income/salary of your current job?				
			Response Percent	Response Count
\$14,999 or less			5.1%	13
\$15,000 - \$19,999			3.1%	8
\$20,000 - \$24,999			5.1%	13
\$25,000 - \$29,999			7.9%	20
\$30,000 - \$39,999			16.1%	41
<b>\$40,000 - \$49,999</b>			<b>25.2%</b>	64
\$50,000 - \$59,999			16.5%	42
\$60,000 - \$69,999			9.1%	23
\$70,000 or more			11.8%	30
			<b>answered question</b>	<b>254</b>
			<b>skipped question</b>	<b>34</b>

14. What program would you like added at Our Lady of Holy Cross College?			Response Percent	Response Count
Master of Business Administration			38.1%	93
Master of Nursing			25.0%	61
Doctor of Education			34.8%	85
Other (please specify)			15.2%	37
			<b>answered question</b>	<b>244</b>
			<b>skipped question</b>	<b>44</b>



15. OPTIONAL - Please enter your name and current home mailing address, telephone number, and e-mail address.			Response Count
			89
			<b>answered question</b>
			<b>89</b>
			<b>skipped question</b>
			<b>199</b>

16. OPTIONAL - Please enter the name of your current employer, business address and telephone number, and business e-mail address.			Response Count
			73
			<b>answered question</b>
			<b>73</b>
			<b>skipped question</b>
			<b>215</b>

17. OPTIONAL - What honors and awards have you received in your professional career?			Response Count
			36
			<b>answered question</b>
			<b>36</b>
			<b>skipped question</b>
			<b>252</b>

18. OPTIONAL - What does Our Lady of Holy Cross College need to improve?		
		Response Count
		58
	<i>answered question</i>	58
	<i>skipped question</i>	230

19. OPTIONAL - What other questions should we ask on future surveys?		
		Response Count
		17
	<i>answered question</i>	17
	<i>skipped question</i>	271

20. Can OLHCC use this information in College publications (excluding salary and contact information)?			
		Response Percent	Response Count
Yes		86.8%	223
No		13.2%	34
	<i>answered question</i>		257
	<i>skipped question</i>		31